

IN PROCESS INSPECTION

Pad# _____

REF. # _____ CUSTOMER _____ DATE: _____

FRAME: _____ ALIGNMENT: _____ FOIL THICKNESS: _____ mils

- ☐ REVIEW CUSTOMER INSTRUCTIONS. **DON'T PROCEED IF UNCLEAR !** HIGHLIGHT AS THEY ARE DONE
- ☐ CHECK ALL .pdf , .dxf , .dwg , .hpg , OR OTHER DRAWING FILES TO SEE IF BOARD IS PANELIZED.
- ☐ VERIFY THERE ARE NO MISSING SMT PADS BY CHECKING AGAINST SILKSCREEN AND MASK.

_____ ENTER BOT REF DES. DOUBLE CHECK RIGHT READING AGAINST BOT SILK

- ☐ CHECK .LSR FILE AGAINST TOP/BOT **CRITICAL !**

CAD: _____

FOIL BORDER: **Z1** (zelflex) **Z2** (23x23) **Z3** (23x25) other: _____

FIDUCIAL QTY _____

- ☐ RE-VERIFY CUSTOMER SPECIAL INSTRUCTIONS !

d666 and/or d _____ , d _____

LASER CONVERSION

- ☐ VERIFY FOIL THICKNESS : ON ORDER FORM _____ ON PROCESS SHEET _____
- ☐ VERIFY IF HAVE REQUIRED FRAME (premount) AND FOIL (FG, Invar)

LSR: _____

LASER CUTTING

- ☐ VERIFY TEXT ON SCREEN IS RIGHT READING
- ☐ VERIFY FOIL THICKNESS BEFORE CUTTING

6080 ☐

800 ☐

LSR: _____

INITIAL Q.C.

- ☐ VERIFY ALL OPENINGS ARE CUT THRU INCLUDING LASERFIDS AND GLUEDOTS
- ☐ CHECK FOR ANY SPECIAL INSTRUCTIONS FROM CAD (SPECIAL MARKING, ETC.)
- ☐ MAKE SURE YOU ARE LOOKING AT SQUEEGEE SIDE AND VERIFY RIGHT READING AGAINST PRINT / PCB
- ☐ VERIFY (2) OPENINGS HORIZONTAL AND VERTICAL MARK ON PRINT
- ☐ VERIFY WALL CUT QUALITY / FIDUCIAL DARKNESS

LSR: _____

SCAN CAD / PLOT

- ☐ VERIFY TAGGED REF NUMBER MATCHES ENGRAVED NUMBER ON CUT SIDE
- ☐ RUN SCAN CAD, GENERATE REPORT & ANY OTHER COMPLIANCE DOCUMENTS

PROD: _____
LSR: _____

PRODUCTION FOIL RECEIVING

- ☐ CHECK THAT ALL APERTURES ARE CUT, FOIL THICKNESS AND OPENINGS IN TOLERANCE
- ☐ CHECK IF JOB NEEDS E-POLISH, LEADFREE, COMPLIANCE, OR SPECIAL LABEL
- ☐ CHECK TEXT FOR ACCURACY AGAINST ORDERFORM

PROD: _____

MOUNTING

- ☐ CHECK FRAME SIZE AND ALIGNMENT
- ☐ SAND AND CLEAN "SQUEEGEE SIDE" EDGES - AFTERWARD DO NOT TOUCH
- ☐ MIX EPOXY THOROUGHLY, APPLY USING HEAVY PRESSURE TO PUSH THOUGH HOLES
- ☐ LET EPOXY FULLY CURE BEFORE REMOVING FROM HOT PLATE. DO NOT RUSH IT !

PROD: _____

PACKAGING

- ☐ CHECK EPOXY FOR LIFTED AREAS, MAKE SURE EPOXY PENETRATED HOLES
- ☐ REMOVE EXCESS EPOXY FROM FOIL , ENSURE ALL OPENINGS FREE OF DEBRIS
- ☐ MAKE SURE LABEL MATCHES WITH STENCIL AND IMAGE MATCHES PAPERWORK


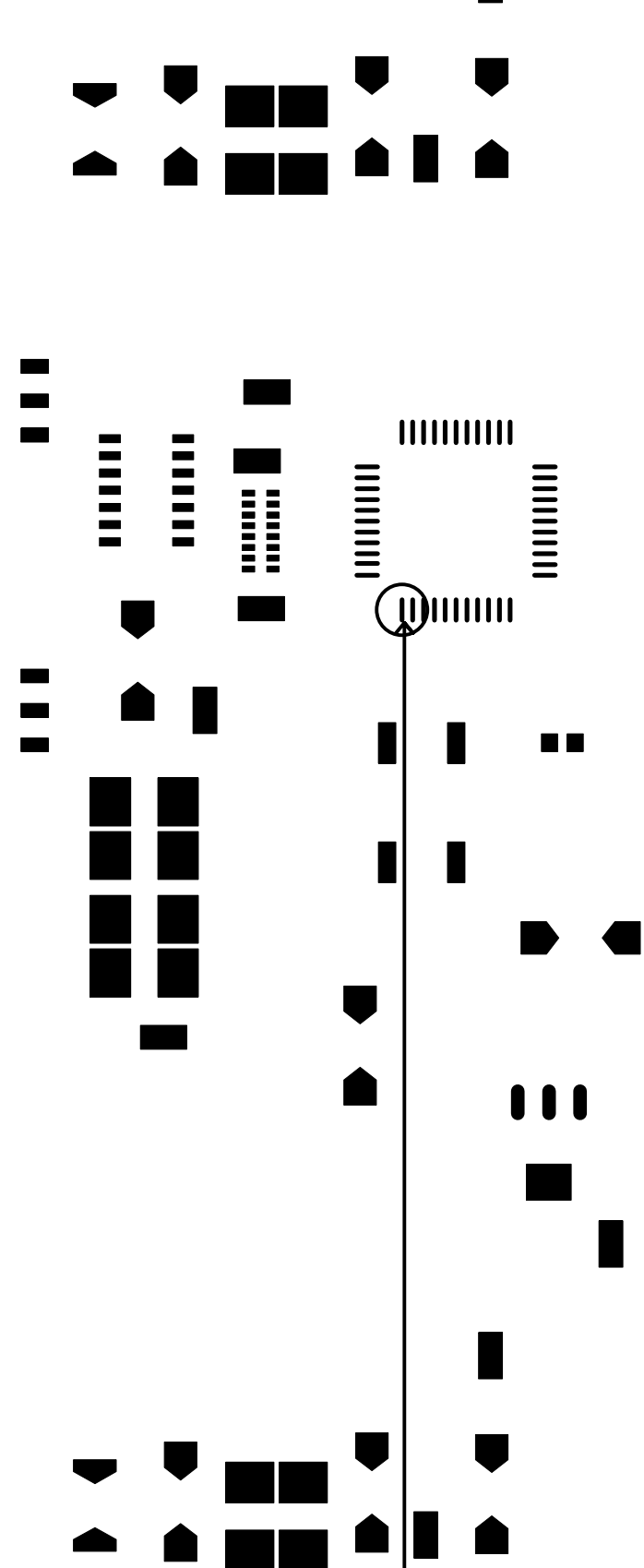

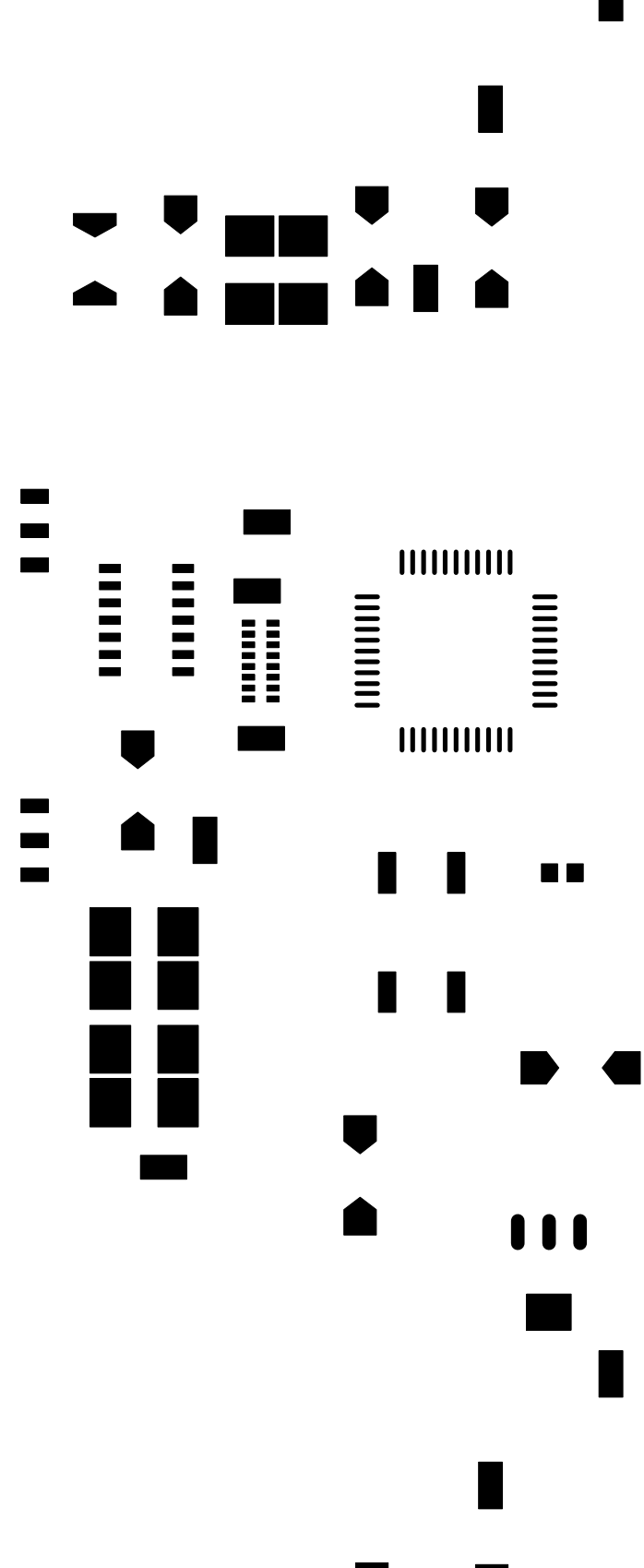





PROD: _____

LEAD FREE ☐ ELECTRO POLISH ☐ TENSION MATERIAL ☐ SHIP W/ TOOLING ☐ SHIP W/ PLOT ☐ DATUM FG ☐ **NANO COAT** ☐ SHIP W/ TEMPLATE ☐

NOTE: _____

1105930
Oncore - Fremont

14.0



14.0

