

Company Name

-- All Customers --

Order Status

In Progress

Filter records:

Show entries:

25

NEW
Quote

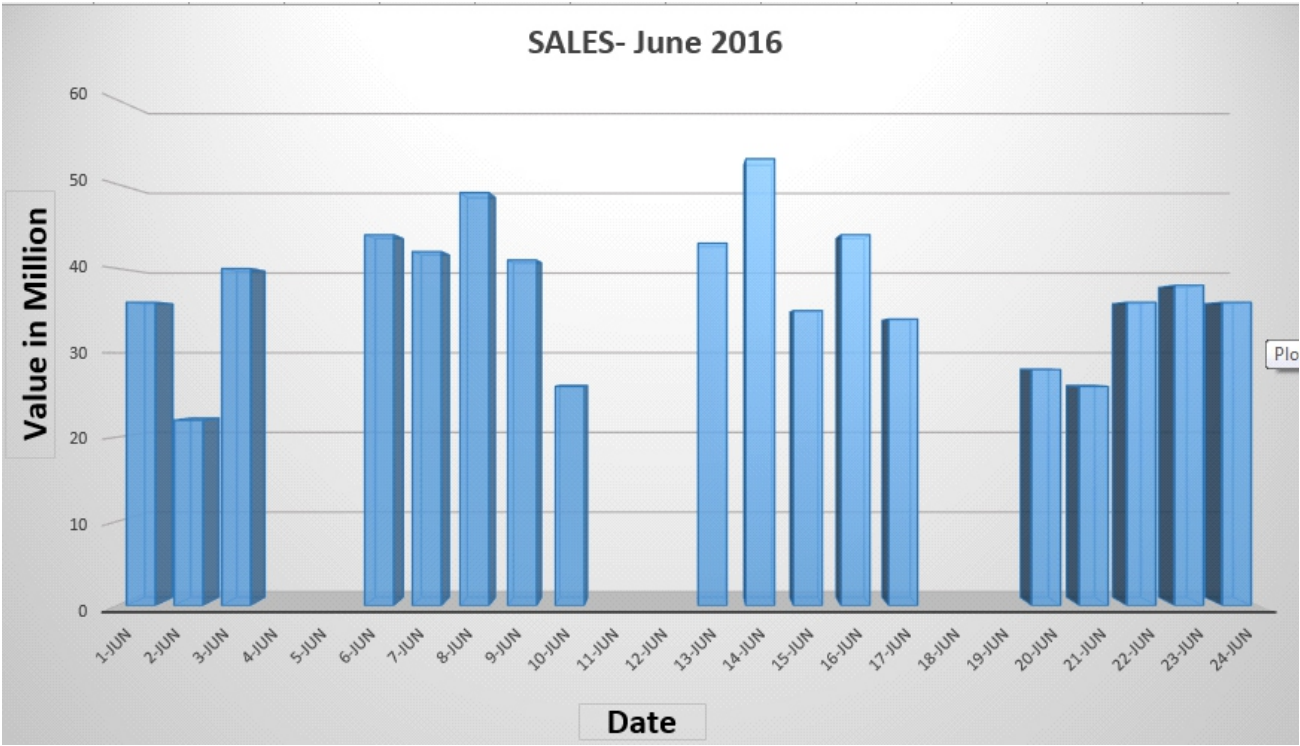
Quote
Status

QN#	CREATED DATE	CUSTOMER	ASSY#	TOOLING REF#	Stencil Ref#	STATUS	QTY	TOTAL COST

BOT
User's

Price
Table

Reports



Need to SORT based on color.

STENCIL		STENCIL - ON HOLD		TOOLING		TOOLING - ON HOLD		SAMPLE PICK-UP		Search Jobs				
Priority	Stencils	Customer Name	Ref#	QTY	Due		Status							
					Date	Time	HOLD	CAD	TOOLING	QC	SHIPPED	INVOICE	Pack. Slip	Completed
	5348175	Sanmina Quickturn	534F8175	1	07-13-2016	2:00PM		07-12-2016 8:51 PM			BeamOn Local Delivery			
	3842563	Benchmark	384P2563	1	07-13-2016	2:00PM					BeamOn Local Delivery			
	3842563	Benchmark	384W2563	1	07-13-2016	2:00PM		07-13-2016 3:50 AM			BeamOn Local Delivery			
		Sanmina Quickturn	534F8176	1	07-13-2016	2:30PM		07-13-2016 1:37 PM			BeamOn Local Delivery			
	182635	Fabrinet	182W635	2	07-13-2016	5:00PM		07-13-2016 3:43 AM			BeamOn Local Delivery			
	182636	Fabrinet	182C636	5	07-13-2016	5:00PM					BeamOn Local Delivery			
		Fabrinet	182RB_fill er	3	07-20-2016	3:00PM					BeamOn Local Delivery			
✓	Surface Art		479C3739_	1	07-11-2016	12:00PM		07-11-2016	07-12-2016		BeamOn Local Delivery			

it should not allow to update completed untill the quote sent to customer.

Hold and On hold screens should have this quote column.

Tick marks in WIMS / tab color:
 Red - Not Attended
 Grey - Saved, but not sent
 Blue- Evaluation (Tooling only)
 Green- Finalised

Stencil - No evaluation.
 always send finalized quote.

Stencil/Tooling can save and submit the quote later

Engineer Name:		Customer:	
Email:		Assy#:	
CC Email:		Stencil ref#	
CC Email:		Tooling ref#	
Stencil		Tooling	
Ref# 575T891			
29*29 stencil		\$190	
Options:			
Epocoat		\$30	
FG Material		\$100	
Sub total		\$320	
+ Ref# 575T892			
29*29 stencil		\$190	
Options:			
Epocoat		\$30	
FG Material		\$100	
Sub total		\$320	
Total		\$640	
SAVE		SUBMIT	

If there is no Tooling then Turn the color Green and allow stencil to send the quote. if there is a Tooling but not send yet then Turn RED color and ask Stencil to send the quote separately or combined?

Need drop down and data from BOOTS2

Generate ref#

All are Editable

Engineer Name: Get from DB	Select Engr.	Quote Ref#
Email: Get from DB and still editable		Company: Get from DB
CC Email: Get from DB and still editable		Customer: Get from DB
CC Email:		Assy#: Get from DB
<input type="button" value="+"/> Need + button to add emails manually		
Stencil		Tooling
Ref# 575T891		<input type="button" value="Create"/>
29*29 stencil	\$190	
Options:		Enter Ref# then Click Create button. Create button will pull the BOSS2 screen on the same window.
Epocoat	\$30	
FG Material	\$100	
Sub total	\$320	
<input type="button" value="+"/> Ref# 575T892		<input type="button" value="Create"/>
29*29 stencil	\$190	
Options:		if we click Tooling ref# on wims then it will pull the ref# here. and also it shows the associated stencil and tooling ref# quote status on this screen.
Epocoat	\$30	
FG Material	\$100	
Sub total	\$320	
<input type="button" value="+"/> it will allow us to add multiple items from WIMS		For Multiple Toolings - we can send either quotes individually or combined.
Total	\$640	

Save will GREY out the tab color

SAVE

SUBMIT

this will send a quote to customer in Beam On format like BOOTS2
Also it should send an email to CC Engineers.
It should send a CC to bot@beamon.com
Email should have a PDF and Word as a attachments.

Generate Quote Ref# like below

Generate the quote ref# in BOSS2

if stencil only - then create the ref# comp. code + sq+ sl no. e.g 123sq001

we able to edit each quote.

after edit the quote ref# will be 123sq001A. every change in submission will change the suffix like A,B, C...

Same for the Tooling

if TOOLING only - then create the ref# comp. code + tq+ sl no. e.g 123tq002

we able to edit each quote.

after edit the quote ref# will be 123tq002A. every change in submission will change the suffix like A,B, C... . sl.no are common for stencil, tooling and combined.

It Stencil and tooling quote are combined and submitted then it will create a quote ref# 123bq003.
and revisions will add A, B, C etc.

Tooling:

update Button - will generate ref# 123sq001 and it WONT send an email

Evaluation:

if there is no change in the price then it will use same ref# 123sq001 and it will send an email

if there is a change in the price then it will create ref# 123sq001A and it will send an email








Final:

if there is no change in the price then it will use same ref# 123sq00A and it will send an email

if there is a change in the price then it will create ref# 123sq001B and it will send an email

Each company will have own serial number counter

Tooling:

UPDATE create ref#. e.g. 123sq001		if there is no change in the price value then EVALUATION uses same ref#		if there is no change then FINAL will use same ref# e.g. 123sq001		
EVALUATION sent		If there is change in price after sending 1st evaluation then change ref#		SECOND EVALUATION e.g. 123sq001A		FINAL if there is no change then is uses same ref#
EVALUTION sent		if there is a change in the price nut no SECOND EVALUATION		Just send the FINAL with the change in the ref# e.g. 123sq001A		

Stencil:

if stencil only then if we hit SUBMIT then it will be a FINAL quote.

if stencil alone then generate ref# like 123sq001

we able to edit the quote after sending and it will create ref# like 123sq001a

SAVE quote will create Ref# and there is no change the same ref# will be used

29*29 stencil	\$190
Options:	
Epocoat	\$30
FG Material	\$100
Sub total	\$320
+	
Total	\$640
SAVE	SUBMIT

SUBMIT ON MAIN PAGE

Double click on
Submit/ Save
should not
create Duplicate

SAVE quote will create Ref# and there is no change the same ref# will be used

if there is a change then Ref# will change. e.g. 123sq001A

SAVE wont send email. if we hit Submit then it will send an email.

if stencil alone, just send email.

if Tooling alone, just send email.

if Stencil and Tooling ordered together then ask the user like below

If stencil is filled but Tooling quote is RED then ask the user like below and viceversa.

If stencil is GREEN and Tooling try send individual quote then don't ask to combine, viceversa

Stencil and Tooling are ordered together. Do you want to send a quote individually?

Remarks:

if user enter remarks here then only he can click yes, or alert the user to enter YES.

YES

No, Combine

if there is a RED, GREY tick mark in WIMS and CAD try to put CAD COMPLETED in WIMS then alert the user with the below message.

Quote has not been sent to customer. Do you want to complete the CAD now?

YES

No

if there is a BLUE tick mark in WIMS and CAD try to put CAD COMPLETED in WIMS then alert the user with the below message.

Quote has not been APPROVED by customer.
Do you want to complete the CAD now?

YES

No

if there is a GREEN tick mark in WIMS and CAD try to put CAD COMPLETED in WIMS then Do not alert.

182C643107-18-20168:00AMBeamOn Local Delivery

TOOLING JOB Details

Job Ref. No / Date	152613 / 07-18-2016
Stencil Ref. No	152613
Customer Name	Paramit Corporation
Due Date & Time	07-20-2016 ~ 8:00 AM
Mode of Shipment	BeamOn Local Delivery
Priority	-
Job Status	Pending..

Update Type

Update Remarks

UPDATE

TOOLING JOB History

Tooling JO - Initiate by	07-18-2016 09:20 PM
--------------------------	---------------------

Stencil quote Ref#

Tooling quote Ref#

Combined Quote Ref#

Show the quote Ref# in Stencil/Tooling Pop up like above.

4000 -- Other Sizes -- -- Other Foils -- SMS Select Other Foils Set Default Stencils

Top & Bottom Same Stencil

e TOP Ref Designator

ding Edge Bottom Ref Designator

Options		
Lead Free Marking	Design For No Clean	EPO Coat
Film Plots	Data For Approval	P3 Report
Spin Plate	Inspection Template	FG Material
Tension Material	Quote	

Add Quote in BOOTS2 Engineer profile under options.
Add the same in order form also under Options.
if this is set ON then it will put a tick mark in WIMS.
OFF will not add tick mark in WIMS.

Pls refer the Excel sheet.
BOSS email

Engineer Name: Get from DB

Select Engr.

Quote Ref#

Email: Get from DB and still editable

Company: Get from DB

CC Email: Get from DB and still editable

Customer: Get from DB

CC Email:

Assy#: Get from DB

Stencil

Tooling

Ref# 575T891

Create

29*29 stencil

\$190

Options:

Epocoat

\$30

FG Material

\$100

+

Sub total

\$320

+

Ref# 575T892

Create

29*29 stencil

\$190

Options:

Epocoat

\$30

FG Material

\$100

Sub total

\$320

+

+

Total

\$640

SAVE

SUBMIT